

# DX series touch panel



# DX4



## 1. Technical Specs:

### DX4 RGBW Touch Panel

- Input Voltage: AC100~240V
- Output Signal: RF 2.4G + DMX512
- RF Remote Distance: 30m
- Control Mode: Sync Control
- Working Temperature: -20°C~60°C
- Package Size: L113×W112×H50(mm)
- Weight(N.W.): 225g

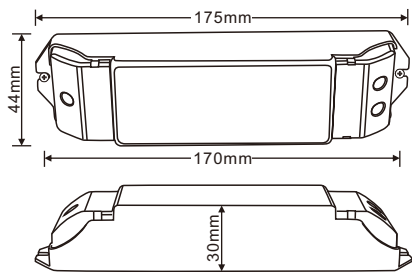
### R4-5A CV Receiver

- Input Voltage: DC5V~DC24V
- Max Current Load: 5A × 4CH Max. 20A
- Max Output Power: 100W/240W/480W(5V/12V/24V)
- Working Temperature: -30°C~55°C
- Package Size: L178×W48×H33(mm)
- Weight(G.W.): 150g

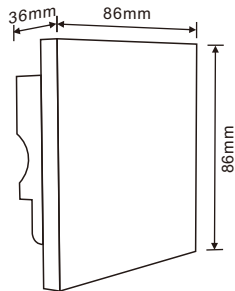
### R4-CC CC Receiver

- Input Voltage: DC12V~DC48V
- Output Voltage: DC3V~DC46V
- Output Current: CC 350/700/1050mA×4CH
- Output Power: 1.05W~48.3W×4CH Max 193.2W
- Working Temperature: -30°C~55°C
- Package Size: L178×W48×H33(mm)
- Weight(G.W.): 165g

## 2. Product Size:

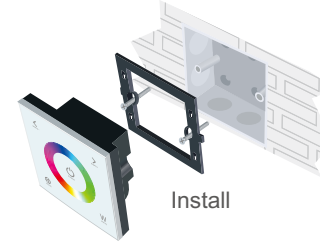


R4-5A/R4-CC Receiver

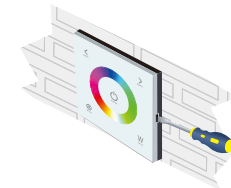


Touch Panel

## 3. Installation Instruction:

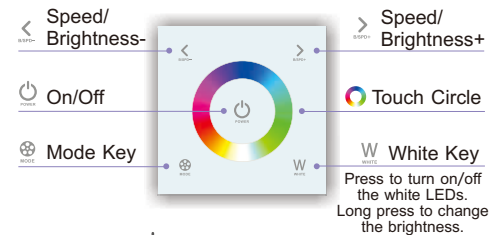


Install



Uninstall

## 4. Key Functions:

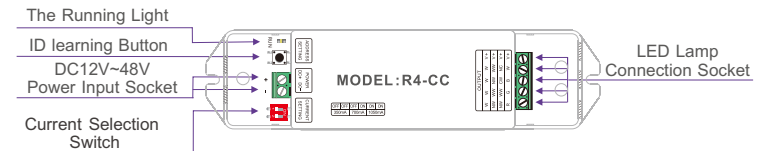


\* Long press to turn on/off the tone.

**The Changing Mode** (Press to Switch):

- A. Static Red    B. Static Green    C. Static Blue    D. Static Yellow    E. Static Purple    F. Static Cyan
- G. Static White    H. RGB Skipping    I. 7 Colors Skipping    J. RGB Smooth    K. 7 Colors Smooth
- L. Static Black(only close RGB)

## 6. Operating Instruction for Receiver:



(Operation Table)

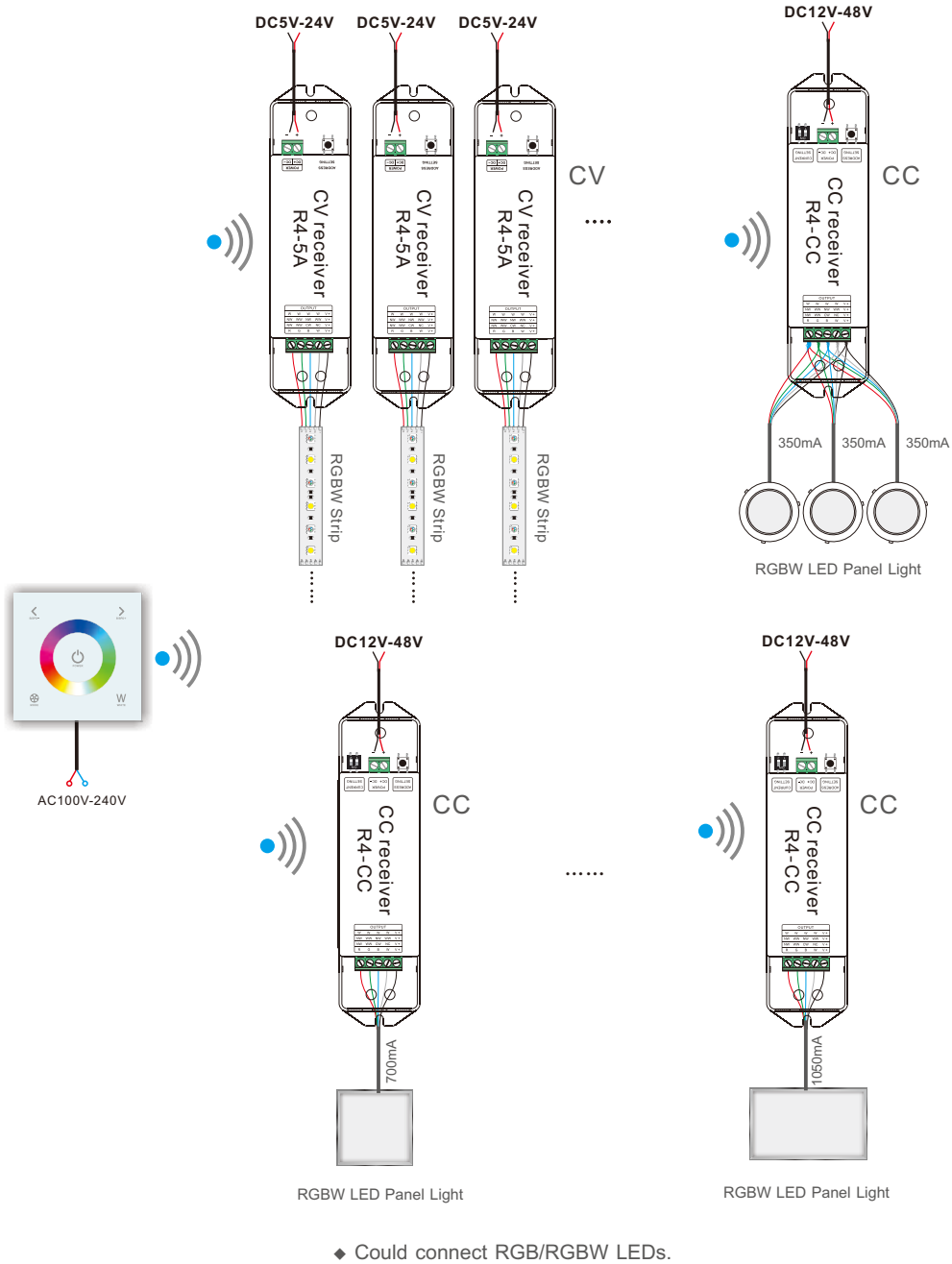
OFF	OFF	OFF	ON	ON	ON
350mA	700mA	1050mA			

## 7. The Learning ID Method :

**Learning ID:** Short press "ID learning button" on the R4-5A/R4-CC receiver, the running light keeps on. Then press any key or touch cycle on the DX4 touch panel, the running light flickers several times, activated.

**Canceling ID:** Long press "ID learning button" on the R4-5A/R4-CC receiver for 5s, the running light flickers several times, canceled.

8. Wiring Diagram 1 ( Wireless Control ):



9. Wiring Diagram 2 ( Connect to DMX Decoder ):

